



# FXVE >>> Retrofit Opportunities



External platform with ladder & casing railing



Clean out port



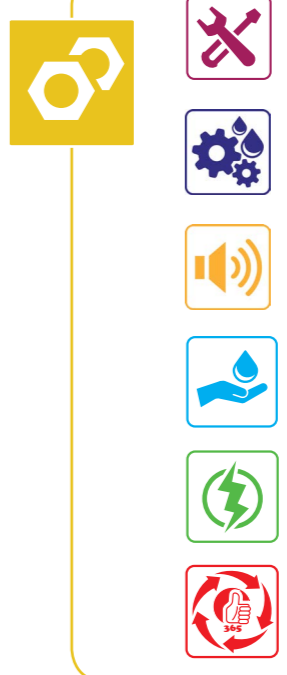
Internal platform with ladder









Internal walkway




Top air inlet shields




-  Improve maintenance and accessibility
-  Enhance operational safety
-  Reduce sound emission
-  Save water
-  Save energy and increase performance
-  Increase reliability



Intake & discharge attenuation




Whisper Quiet Fan



BCP automatic bleed control




Separator



Basin sweeper piping



Swing out motor base & Motor removal davit



High temperature execution CPVC BACross 2 fill




Oversized motor & Drive set



Positive closure dampers



Vibration cut out switch



Heater package



Stand-by pump



Electric water level control package

Note: The drawings on this page are for reference only, and may vary from the actual solution offered.