

# Options and accessories

## Refrigerant condensers

### Options and accessories

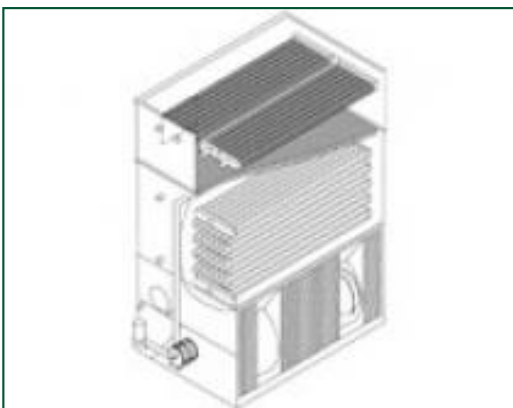
Below is a listing of the main VXC options and accessories. If your required option or accessory is not listed, look no further than your [local BAC representative](#).



#### Sound attenuation

Reducing noise at air intake and discharge points brings us closer to silent cooling equipment.

- For **light** sound reduction, ideal for **suburban** requirements, try the XA sound attenuation.
- The **medium** sound reductions attained through XB sound attenuation are perfect for **residential** sound requirements
- For **heavy** sound reductions, XC sound attenuation is the best option, ideal for **rural** sound requirements.



#### Desuperheater

**Boost capacity and reduce plume** of ammonia reciprocating compressor systems with a desuperheater.




## Baltiguard drive system

With this, operate your system like a dual-speed motor, but with standby reserve capacity **to cope with any failure.**



## Nitrogen filling of coil

Charge the condensing coil with nitrogen for **anti-corrosion protection** during long shipment periods (ocean freight) or on-site storage.



## Remote sump connection

The best way to **prevent a sump freezing** is to use the auxiliary remote variety within a heated area. Shutting off the circulating pump allows all the water in the water distribution, as well as that in suspension and the sump to drain freely to the auxiliary sump.



## Basin heater package

Thanks to our factory-installed heaters, the water stays at 4°C and **never freezes**, even during equipments downtime and however cold it gets outside.



## Electric water level control package

For **perfectly precise water level control**, replace the standard mechanical valve with our electrical water level controller.



## Platforms

To inspect and maintain from the top of the unit more **easily** and **safely**, platforms can be installed.



## Ladder, safety cage and handrail

A ladder, safety cage and handrails **all facilitate access to the top of the unit** and safe inspection of your condenser.



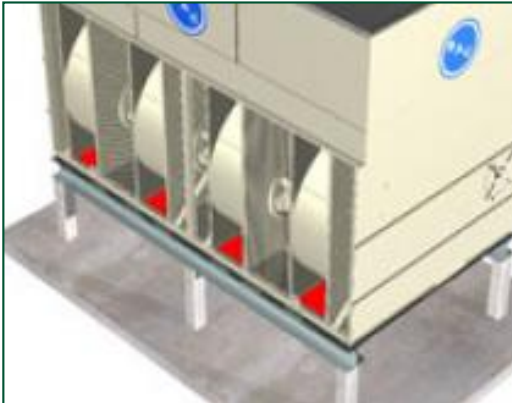
## Extended lubrication lines

Extended lubrication lines with easily accessible grease fittings can be used **to lubricate** fan shaft bearings.



## Discharge hood

Discharge hoods **reduce the risk of re-circulation** in tight enclosures by increasing discharge air velocity, and can be used to elevate the unit discharge above adjacent walls to comply with layout guidelines.



## Solid bottom panels

You need factory-installed bottom panels when intake air is ducted to the unit.



## Standby pump

Install a standby **reserve spray pump** as failure backup!



## Filter

Separators and media filters efficiently **remove suspended solids** in the recirculating water, reducing system cleaning costs and optimizing water treatment results. Filtration helps you keep the recirculating water clean.



## Sump sweeper piping

Sump sweeper piping **prevents sediment collecting in the cold water basin** of the unit. A complete piping system, including nozzles, is installed in the basin of the condenser **for connection to side stream filtration** equipment.



## Water treatment equipment

Devices to control water treatment are needed to ensure proper **condenser water care**. Not only does this help protect the components and fill pack, controlling corrosion, scaling and fouling, it also avoids the proliferation of harmful bacteria, including **legionella**, in the recirculating water.



## Clean out port

Clean out port **makes it easy to eliminate silt and sludge** from the condenser basin when cleaning and flushing the sump.



## Steel drift eliminators

Steel drift eliminators are more **robust** than plastic alternatives.