


Construction details

Closed circuit cooling towers

Construction details


1. Material options

- Heavy-gauge hot-dip galvanized steel is used for external unit steel panels and structural elements featuring [Baltiplus 800™ Corrosion Protection](#).
- The [Baltiplus 810™ coating](#) is an optional extra. A hybrid polymer coating for longer service life, applied pre-assembly to all hot-dip galvanized steel components of the unit.
- [Optional stainless steel](#) panels and structural elements of type 304 or 316 for extreme applications.
- Or the economical alternative: a **water-contact stainless steel cold water basin**. Its key components and the basin itself are stainless steel.




2. Heat transfer media

- Our heat transfer media is a **cooling coil**. In comprehensive [lab thermal performance tests](#), it showed proved thermal cooler performance and offers you unrivalled system efficiency. The coil is constructed of continuous length of prime surface steel, hot-dip galvanized after fabrication. Designed for maximum 10 bar operating pressure according to PER.
- **Optional stainless steel coils** (type 304L or 316L).



3. Air movement system

- With motor-driven centrifugal fan and a **V-belt drive**. You can easily remove the entire motor base for proper belt tensioning to ensure constantly correct belt alignment. Together with the **heavy duty fan shaft bearings** this guarantees optimal operational efficiency. Single- and multi speed **motors** available.
- **Centrifugal fan(s)** are forward-curved and nearly noiseless. Overcome external static pressure! Use sound attenuators and duct work etc. for air intake/discharge with no loss of thermal performance!
- **Our drift eliminators** come in UV-resistant plastic, which will not rot, decay or decompose and their performance is tested and **certified by Eurovent**. They are assembled in **easily handled and removable sections**, for optimal internal access.
- Steel eliminators are also available for specific applications.



4. Water distribution system

These consist of:

- A **header** and **spray branches** with wide non-clog plastic **nozzles**, secured by rubber **grommets**. You can easily remove, clean and flush both nozzles and spray branches.
- A cold water basin with:
 - **strainers** which are easy to lift out and the anti-vortexing device also helps stop trapped air
 - mechanical **make up**
 - circular **access door**
- Close coupled, bronze fitted centrifugal **spray pump** with totally enclosed fan cooled (TEFC) motor. Bleed line with metering valve installed from pump discharge to overflow.



Like to know more about the VXI construction details? Contact your [local BAC representative](#).